



QUARTERLY PHYSICAL REPORT OF OPERATION


As of December 31, 2021

Department : Department of Science and Technology (DOST)
 Agency : National Academy of Science and Technology
 Operating Unit : < not applicable >
 Organization Code (UACS) : 19 008 0000000

Particulars	UACS CODE	Physical Target (Budget Year)					Physical Accomplishment (Budget Year)					Variance	Remarks
		1st Quarter	2nd Quarter	3rd Quarter	4th Quarter	Total	1st Quarter	2nd Quarter	3rd Quarter	4th Quarter	Total		
1	2	3	4	5	6	7	8	9	10	11	12	13	14
SCIENCE AND TECHNOLOGY RECOGNITION AND POLICY	310100000000000												
OO : Increased benefits to Filipinos from scientific knowledge by													
Outcome Indicators													
1. Percentage of scientists given awards over		0	20%	20%	20%	20%	0	0 (0/8)	10.63% (42/395)	71.18% (163/229)	32.44% (205/632)	12.44%	Awards are given from Q2-Q4. For CY 2021, the Board of Judges of the NAST Environmental Science Award did not select a winner from the received nominations (this is the reason for the "0" output for Q2.
nominations received													
2. Number and percentage of policies, recommendations,		1 policy / 80% acceptance	2 policies / 80% acceptance	2 policies / 80% acceptance	1 policy / 80% acceptance	6 policies / 80% acceptance	0	18 policies / 100% acceptance	9 policies / 88.89% acceptance	3 policies / 66.67% acceptance	30 policies / 93.33% acceptance	24 policies / 13.33% acceptance	
formulated, submitted to concerned offices and													
accepted by said offices													
Output Indicators													
1. Percentage of nominations for awards and incentives		100%	100%	100%	100%	100%	0	100% (8/8)	100% (395/395)	100% (229/229)	100% (632/632)	0	For CY 2021, the counting of the number of nominations is based on the date of awarding.
acted upon within the prescribed period													
2. Percentage of benefits and privileges provided		57% (4/7)	57% (4/7)	57% (4/7)	57% (4/7)	57% (4/7)	57% (4/7)	57% (4/7)	57% (4/7)	71% (5/7)	71% (5/7)	14%	
to national scientists and academy members within													
the prescribed period													
3. Number of recognition, advisory, scientific		5	5	5	5	20	12	2	15	16	45	25	
linkages and PSHC-related activities													

Prepared By:

 DEXTER LORMA A. BAUTISTA
 Planning Officer III
 2022-01-07 14:23:13

In coordination with:

 ROSEMARIE S. ESPINO
 Chief Administrative Officer
 2022-01-07 14:23:13


Approved By:

 LUNYNGING E. SAMARITA-DOMINGO
 Director IV
 2022-01-10 06:40:33


QUARTERLY PHYSICAL REPORT OF OPERATION


As of September 30, 2021

Department : Department of Science and Technology (DOST)
 Agency : National Academy of Science and Technology
 Operating Unit : < not applicable >
 Organization Code (UACS) : 19 008 0000000

Particulars	UACS CODE	Physical Target (Budget Year)					Physical Accomplishment (Budget Year)					Variance	Remarks
		1st Quarter	2nd Quarter	3rd Quarter	4th Quarter	Total	1st Quarter	2nd Quarter	3rd Quarter	4th Quarter	Total		
1	2	3	4	5	6	7	8	9	10	11	12	13	14
SCIENCE AND TECHNOLOGY RECOGNITION AND POLICY	3101000000000000												
OO : Increased benefits to Filipinos from scientific knowledge by													
Outcome Indicators													
1. Percentage of scientists given awards over		0	20%	20%	20%	20%	0	0	10.97% (42/383)		10.74% (42/391)	-9.26%	Awards are given from Q2-Q4. For CY 2021, the Board of Judges of the NAST Environmental Science Award did not select a winner from the received nominations (this is the reason for the "0" output for Q2.
nominations received													
2. Number and percentage of policies, recommendations,		1 policy / 80% acceptance	2 policies / 80% acceptance	2 policies / 80% acceptance	1 policy / 80% acceptance	6 policies / 80% acceptance	0	18 policies / 100% acceptance	8 policies / 87.50% acceptance		26 policies / 96.15% acceptance	20 policies / 16.15% acceptance	
formulated, submitted to concerned offices and													
accepted by said offices													
Output Indicators													
1. Percentage of nominations for awards and incentives		100%	100%	100%	100%	100%	0	100% (8/8)	100% (383/383)		100% (381/391)	0	For CY 2021, the counting of the number of nominations is based on the date of awarding.
acted upon within the prescribed period													
2. Percentage of benefits and privileges provided		57% (4/7)	57% (4/7)	57% (4/7)	57% (4/7)	57% (4/7)	57% (4/7)	57% (4/7)	57% (4/7)		57% (4/7)	0	
to national scientists and academy members within													
the prescribed period													
3. Number of recognition, advisory, scientific		5	5	5	5	20	12	2	15		29	9	
linkages and PSHC-related activities													

Prepared By:

 DEXTER LORMA A. BAUTISTA
 Planning Officer III
 2021-10-06 08:50:41

In coordination with:

 ROSEMARIE S. ESPINO
 Chief Administrative Officer
 2021-10-06 08:50:41

Approved By:

 LUNINGNING E. SAMARITA-DOMINGO
 Director IV
 2021-10-07 07:10:24